

## **Reserved Area and Spare Parts Service.**

### **Why register to Reserved Area.**

Because you can download updated machines and spare parts Price List.

### **Why register to Spare Parts Service.**

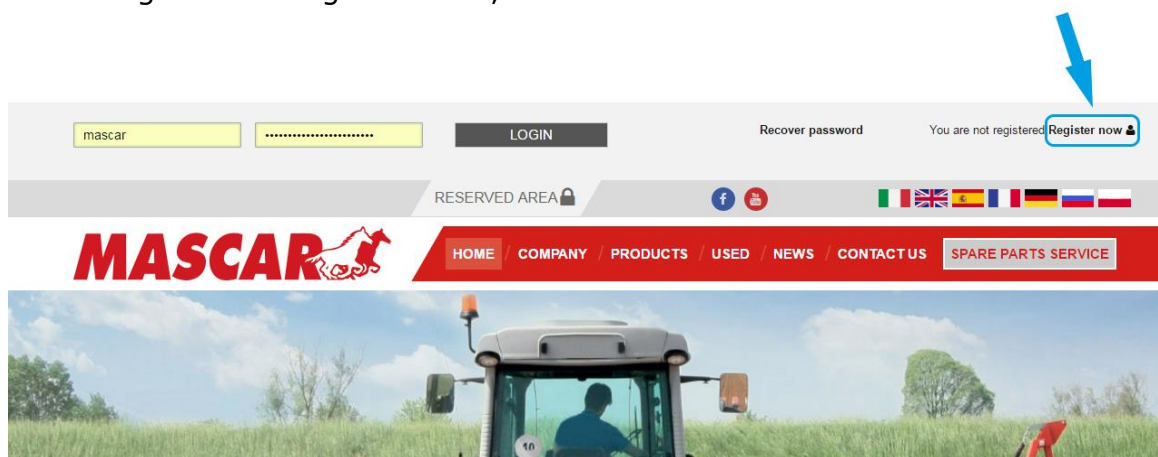
Because you can download Use and Maintenance Manual, PDF spare parts List, Assembly Drawing and order the Mascar machines' spare parts.

### **How to register.**


To log in you must be an authorised user.

To obtain Username and Password follow the instructions hereafter:

- 1) Go to the website [www.mascar.it](http://www.mascar.it);
- 2) Click "RESERVED AREA" on the top menu;
- 3) On the right click "Register now";



- 4) Fill the fields in (those with the red star are compulsory) and click "Submit" to forward the request.



## **Reserved**

(Reserved for the Mascar clients)

The protected area of Mascar web site contains: price lists, spare parts price list, spare parts exploded views and miscellaneous blank forms in PDF format. With the same Login credentials, you can also enter to the spare parts service.

Download the Login instructions here:

[DOWNLOAD INSTRUCTIONS](#)

**Login**

Username

Password (max 8 characters)

**Register**

Name \*

Surname \*

Company \*

E-Mail \*

Username \*

Telephone

Password (max 8 characters) \*


Repeat password \*

The request will be processed as soon as possible and we will notify the approval by an email delivered to your address.

### **How to enter in Reserved Area and Spare Parts Service Area when you will be authorised.**

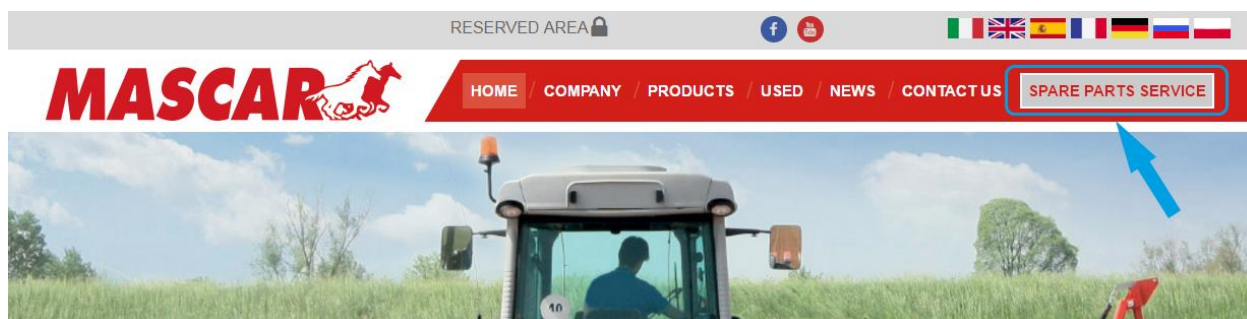
To enter in the Reserved Area you must:

- 1) Go to the website [www.mascar.it](http://www.mascar.it);
- 2) Click "RESERVED AREA" on the top menu and enter your Username and Password;
- 3) Click "LOGIN".



To enter in the Spare Parts Service area you must:

- 1) Go to the website [www.mascar.it](http://www.mascar.it);
- 2) Click "SPARE PARTS SERVICE" on the top menu;



- 3) Enter your Username and Password and click "Login".

